

Emotional Check-in

Emotional Check-In. Can you check in with a family member and discuss how you are feeling? You might feel worried, sad, happy, excited or tired. It is important to check in with your well-being before starting a new day of home learning.



Start your day by listening to a story....

[World Book Day Audiobooks](#)



Maths

In Maths this week, can you use a 1-minute timer at home to record how many times you can complete the following exercises? Make a prediction first as to how many you can do. Were your predictions correct? This is a great activity to complete with the whole family.

Activity	Prediction	Reps
Press ups		
Star jumps		
Tuck jumps		
Sit ups		
Hops		
Squats		

Break

After all of your hard work, don't forget to have a quick brain break – try the link below to keep active. Have a drink of water and a healthy snack so you are ready for your next lesson.

[Dance or Move! TABATA PE activity or BRAIN BREAK! - YouTube](#)

Handwriting

[Log In \(letterjoin.co.uk\)](http://letterjoin.co.uk)

Letter-join Home log-in

Dear Parents and Carers,

Our school is now part of the Letter-join handwriting scheme and our pupils can log in to the Letter-join website on iPads and tablets as well as desktop and laptop computers at home. There you will find the same, easy-to-use handwriting resources that we use at school.



PC DESKTOP AND LAPTOP LOG-IN

Log in at www.letterjoin.co.uk and use the Desktop log-in option with these details:

User name: **dw7552**

Password: **home**

PC Browsers:

Letter-join will work on the following browsers on PCs/Macs:

- Google Chrome
- Firefox
- Safari

Do not use Internet Explorer.

IPAD AND TABLET LOG-IN

Go to www.letterjoin.co.uk and use the Tablet log-in option with these details:

User name: **dw7552**

Swipe code
(starting at top left):



Tablet/iPad Browsers:

Letter-join will run on the following tablets:

- iPads running iOS7 and above through the Safari browser.
- Windows 8 tablets (8 inch and bigger) using the built-in browser.
- Android tablets (8 inch and bigger) using Google Chrome, Firefox or Opera.

This useful handwriting website supports letter formation, fine motor control and shows children how to begin using pre-cursive and a cursive style of handwriting. You can practise these skills using the tabs to the left on the home page. The further you move down the tags, the more challenging the mark-making challenge. We recommend Year 1 starting at patterns.

You can even play games and build on your phonics skills using the tabs to the left.

Choose a Classroom



Once logged-in, choose your child's classroom and you can use Letter-join's resources and fun activities to reinforce the handwriting we teach at school. You can trace over the letters and words and play the games on your tablet.

We are limited to the number of users who can log in to this account, so please do not share these log-in details.




Phonics/Spelling

[PhonicsPlay - Resources](#)

[Forest Phonics - mobile friendly \(ictgames.com\)](#)

[Alphablocks - CBeebies - BBC](#)

Have a go at some of these free phonics and spelling games and watch the videos to practice your phonics sounds and blending and segmenting for reading. The games are more challenging as you work through the phases on the first link. Choose a sound that you need to work on and have fun!



If your child is ready to explore spelling patterns, see the link below where you can choose a video to build on your spelling, punctuation and grammar skills. If you are unsure if your child is learning in a Phonics or Spelling group in school, please contact your class teacher via the school office and we can let you know which links are most appropriate for your child's current level.

[Grammar, punctuation and spelling - KS1 English - BBC Bitesize](#)

English

Using your facts written yesterday. Can you create a poster all about Sarah Gilbert?



You can use the template below.

Lunch

Well done on completing a whole morning of remote learning. Enjoy your lunch!



Science

This week, we are exploring life cycles – the life cycle of a chicken. Read the information below to find out more. Can you complete the hen life cycle information below?

Chicken Life Cycle

Chickens are the most common bird on earth.

Chickens live in groups called flocks.

There are about 60 breeds.

Chickens eat worms, insects, seeds, grains, fruits, vegetables, and lots more.



1



What happens during the first stage of the chicken life cycle?

Egg

The hen lays an egg.

Chicken eggs can be brown, white, blue, bluish green and pink.

Only if the egg is fertilized by a cockerel, can it become a chick.

The hen keeps the eggs warm by sitting on them.



2



What happens during the second stage of the chicken life cycle?

Chick

Baby chickens are called chicks.


The chick hatches from an egg.

It pecks a hole in the shell with its egg tooth.

They are covered with tiny, soft, fluffy feathers called down to keep them warm.



3



What happens during the third stage of the chicken life cycle?

Hen or Cockerel

The chick grows up and changes over time into a chicken.

Chickens can live between 10 and 15 years.

Chickens are raised for their meat and eggs.

Female chickens are called hens and male chickens are called cockerels.

Cockerels are bigger and more colourful than the hens. They do a little dance to impress the hens.





Hens can lay around 300 eggs every year.

Explore life cycles in further detail using the link below.

[The life cycle of animals - BBC Bitesize](#)

Hen Life Cycle

Cut and paste the life cycle of a Hen into the correct order.

First	Next	Then	Last
			

Below the boxes, there are 16 small arrows pointing to the left, indicating the sequence of the life cycle stages.

Write a few sentences about the hen life cycle.

First, _____

Next, _____





Then, _____

Last, _____



visit [twinkl.com](https://www.twinkl.com)



Chick 	Hen 	Egg 	Hatching 
---	---	--	--

Reading

Enjoy a story at the end of the day. Why not listen to a story on CBeebies:

[Story Time - Stories for kids - CBeebies - BBC](#)



Well done for a super day of home learning!



Let's play . . .

Free flow activities to enjoy at home:

50 FUN INDOOR ACTIVITIES FOR KIDS



1. Make Paper Aeroplanes
2. Do some Leaf Rubbings
3. Indoor Treasure Hunt
4. Hold a Sock Chase
5. Start A Family Orchestra
6. Play Board Games
7. Sing some Songs
8. Make a Home Cinema
9. Make Bird Treats
10. Crack Some Jokes
11. Play Cards
12. Bake Cookies
13. Create a Play
14. Make a Card or Write a Letter
15. Have Fun Colouring
16. Make a Magazine
17. Try out new Apps
18. Have Story Time
19. Have a Clear Out
20. Get Knitting
21. Have a Micro Treasure Hunt
22. Play Animal, Vegetable, Mineral
23. Play Fortunately, Unfortunately
24. Hold an Indoor Scavenger Hunt
25. Make a new Photo Album
26. Look at old Photo Albums
27. Play the Yes/No Game
28. Play Alphabet Chat
29. Make Homemade Pizza
30. Make Invisible Ink
31. Write in an Ancient Alphabet
32. Get Crafty
33. Go Camping Indoors
34. Have a Jigsaw afternoon
35. Set up a Racing Track
36. Make a Scarecrow
37. Do Pipe Cleaner Creations
38. Listen to a Podcast
39. Make Play Dough
40. Make a Volcano
41. Create a Favourite Song Playlist
42. Make a Collage
43. Have fun Painting
44. Make a Time Capsule
45. Play Ride 'Em Cowboy
46. Have an Indoor Picnic
47. Make a Letter Book
48. Go Paddling in the Kitchen
49. Play Grocery Shopping
50. Build a Den or Fort



30 Day



Challenge

Follow the instructions for each day. The only rule is to have fun and use your imagination!

Day 5 You enter a contest to build the world's tallest tower. Will you win?	Day 6 You are stuck on Mars and need to build a new ship to get home.	Day 7 Ford hires you to create the toughest pick up truck in the world.	Day 8 You and 4 friends are stranded on an island. Build a boat to find a way home.	Day 9 Captain Hook needs a new pirate ship and wants you to build it.	Day 10 You and your friends decide to build a tree house.	Day 11 Prince Charming hires you to build a castle for him & Cinderella.	Day 18 Do you wanna build a snowman? Get in the winter mood and build a snow scene.	Day 25 Design and build your dream bedroom.	Day 30 What was your favorite day?
Day 12 Dr. Who hires you to build a new TARDIS.	Day 13 You are asked by the President to build a new monument to George Washington.	Day 14 Mr. Hilton hires you to build a new hotel.	Day 15 There is a circus in town. Build a place for the performance.	Day 16 Help your fellow pioneers build a wagon to make it across the country.	Day 17 Build the fastest car around and join the big car race.	Day 24 The local bank keeps getting robbed. Build a safe no one can crack.	Day 28 The city wants you to build a bridge to connect one side of the town to the other.	Day 29 You are hired to build a brand new hospital.	Day 30 There is blizzard. You will need to build a snowmobile
Day 19 The city wants you to build a bridge to connect one side of the town to the other.	Day 20 Pizza party! It is up to you to make a pizza for all the guests.	Day 21 You are hired to build a brand new hospital.	Day 22 The fence is broke and the dog keeps escaping. Build one he can't get out of.	Day 23 You are now in medieval times. You are commissioned to build a jousting arena.	Day 24 The local bank keeps getting robbed. Build a safe no one can crack.	Day 28 The city wants you to build a brand new hospital.	Day 29 You are hired to build a brand new hospital.	Day 30 There is blizzard. You will need to build a snowmobile	Day 30 What was your favorite day?
Day 26 You are elected ruler. Build a flag for your land.	Day 27 Aliens are invading and you need to build a war robot to defeat them.	Day 28 The aliens have taken over. They are impressed by your robot. They want you build one for them.	Day 29 You are hired to build a house entirely out of yellow Legos.	Day 30 There is blizzard. You will need to build a snowmobile	Day 30 What was your favorite day?	Day 30 What was your favorite day?	Day 30 What was your favorite day?	Day 30 What was your favorite day?	Day 30 What was your favorite day?



More

Non-screen activities you can do at home

Pobble

25
more
ideas!

What can you do when there's no school and you're stuck at home? Here are 25 fun ideas to choose from.

1 Get doodling!

Grab some paper and pens and doodle anything you like! Animals, aliens or something else.



2 Create your own animal.

Could you combine two of your favourites? What will you call it?



3 Design and draw a new musical instrument.

How would you play it and what will it sound like?



4 Make up your own 5 minute exercise routine.

What will you include?



5 Can you make up your own jokes?

Tell them to someone to make them laugh!



6 Make some jewellery.

Use anything you can find around the house. Strips of wrapping paper or rolled up magazines make great beads!

7 Paper aeroplane challenge!

Make a paper aeroplane and see how far you can fly it! Can you make a target and try to aim for it?

8 Fingerprint art!

Use only your fingertips and paint to create a picture.



9 Make a bookmark to use when you're reading.



10 Make some wild art using sticks, leaves, flowers and anything else you can find outdoors.



11 Quick draw!

Set a 1 minute timer, draw a quick doodle and see if the other person can guess what it is before the time is up.

12 Write a silly sentence that includes all of these words... BANANA, CURTAIN, DOLPHIN, SNOW and BALLOON.

Now think of your own words and write some more!

13 How many different words can you make from the letters in this sentence?

Keeping my brain busy is fun

14 Ping pong story telling!

Write the opening sentence to a story, then someone else writes the next line. Then it's your turn again! Keep alternating until you have a full story.

15 Guess the character!


Think of a character from a book, write it down so no-one can see. Have others ask you questions to try and guess which character you chose.

16 Make a finger puppet!

Use a paper cone to make a body, then attach a paper head.



17 Describe the most disgusting meal EVER! What is in it? Spaghetti worms, toenails on toast or something else?



18 Create a comic strip about an animal who turns into a superhero.

Which animal will you choose?



19 Create a family kindness jar.

Every time someone does something kind, write it down and put it in the jar. When the jar is full you all deserve a special treat!

20 Find a fun place to sit and read a book.

Under the bed? Up a tree? Where will you go?



21 How many words can you think of that rhyme with WRITE?



22 Write a recipe for 'Springtime'.

What will you include? Flowers? Sunshine? What else?

23 Use your body to make the shape of a letter.

How many more can you make? Can you make every letter in the alphabet?

24 Play alphabet bingo!

Can you spot an item in your home or garden that starts with the letter a,b,c and so on?

ABC

25 Start a diary.

Write a short entry every day about what you do and how you feel. It will be good to look back on when you're older.

Parents and teachers – please share your success stories with us on social media:

HeyPobble Pobble Education TeamPobble