

-
- **Curriculum Map**
 - **Year 1 / 2**
 - **Term 1**

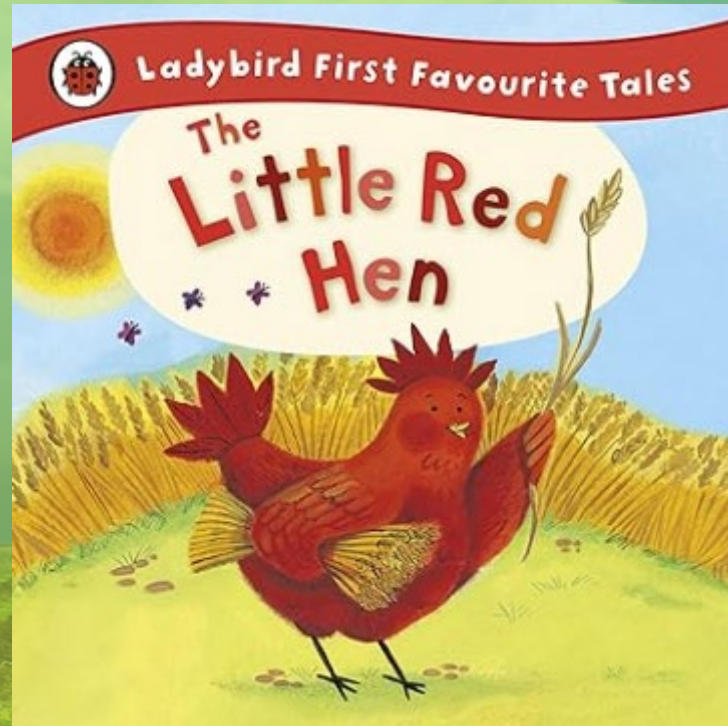


English

The Little Red Hen

As writers we will:

- Read and respond to the story of The Little Red Hen.
 - Sequence the story.
 - Identify features of a narrative.
- Write simple sentences to describe a character in the story using adjectives.
- Write a letter of apology.
 - Write a recipe.



English Vocabulary:

- Capital letters
 - Full stops
 - Commas
- Question marks
- Exclamation marks
 - Verbs
- Time conjunctions
 - Adverbs
 - Narrative
 - Adjectives
 - Sequence
 - Beginning
 - Middle
 - End
 - Letter

Phonics

Phonics is an approach to teaching literacy for children aged 4 to 9 that creates fluent readers, confident speakers, and willing writers.

It is a way of teaching children to read and write words by hearing, identifying and using different sounds.

At the Grange we teach phonics daily by grouping the children into small ability groups.

We practise our sounds, read our green and red words and we partner read a story.

It is important that our children practise their sounds at home daily.



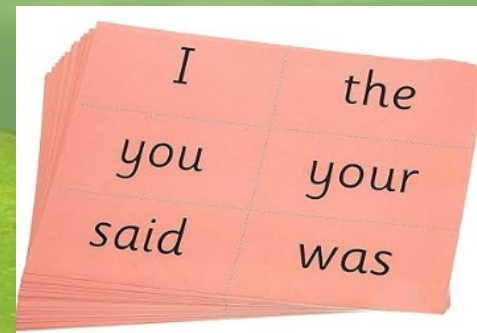
Speed Sounds Set 2

ay may I play? 	ee what can you see? 	igh fly high 	ow blow the snow 	oo poo at the zoo
oo look at a book 	ar start the car 	or shut the door 	air that's not fair 	ir whirl and twirl
ou shout it out 	oy toy for a boy 			

Speed Sounds Set 3

ea cup of tea 	oi spoil the boy 			
a-e make a cake 	i-e nice smile 	o-e phone home 	u-e huge brute 	aw yawn at dawn
are care and share 	ur nurse with a purse 	er a better letter 	ow brown cow 	ai snail in the rain
oa goat in a boat 	ew chew the stew 	ire fire, fire! 	ear hear with your ear 	ure sure it's pure

a Bounce: a-a-a apple Handwrite: Round the apple, down the leaf! 	b Bounce: b-b-b boat Handwrite: Down the boat to the heel, round the toe. 	c Bounce: c-c-c caterpillar Handwrite: Curl around the caterpillar. 	d Bounce: d-d-d dress Handwrite: Round his bottom, up his tail neck, down to his feet. 	e Bounce: e-e-e egg Handwrite: Lift off the top and sweep out the egg. 	f Stretch: f-f-f feather Handwrite: Down the stem and draw the leaves. 	g Bounce: g-g-g girl Handwrite: Round her face, down her hair and give her a curl. 	h Bounce: h-h-h horse Handwrite: Down the head to the hooves and over his back.
i Bounce: i-i-i insect Handwrite: Down the body, dot for the head. 	j Bounce: j-j-j jacket Handwrite: Down his body, curl and dot. 	k Bounce: k-k-k kangaroo Handwrite: Down the kangaroo's body, tail and leg. 	l Stretch: l-l-l leg Handwrite: Down the long leg. 	m Stretch: m-m-m mountain Handwrite: Make, mountain, mountain. 	n Stretch: n-n-n nose Handwrite: Down Nobby, over his hat. 	o Bounce: o-o-o orange Handwrite: All around the orange. 	p Bounce: p-p-p pirate Handwrite: Down the pirate and over the pirate's face.
q Bounce: q-q-q queen Handwrite: Round her head, up past her earrings and down her hair. 	r Stretch: r-r-r rabbit Handwrite: Down his back, then curl over his arm. 	s Stretch: s-s-s snake Handwrite: Slither down the snake. 	t Bounce: t-t-t tower Handwrite: Down the tower, across the tower. 	u Bounce: u-u-u umbrella Handwrite: Down and under, up to the top and draw the puddle. 	v Stretch: v-v-v vampire Handwrite: Down a wing, over his hat. 	w Bounce: w-w-w worm Handwrite: Down, up, down, up. 	x Bounce: x-x-x exercise Handwrite: Down the arms and leg and repeat the other side.
y Bounce: y-y-y yak Handwrite: Down a horn up a horn and under his head. 	z Stretch: z-z-z zigzag Handwrite: Zig-zag-zig. 	ch Stretch: ch-ch-ch Handwrite: A chag on a string, chag, chag, chag, chag, chag, chag. 	th Stretch: th-th-th Handwrite: The princess in the tower is rescued by the horse, she says th-th-thankyou. 	sh Stretch: sh-sh-sh Handwrite: Shag for horse to the happy horse. 	ch Bounce: ch-ch-ch chad Handwrite: The horse passes when the caterpillar's feet get up his nose. 		



Maths- Year 1

As Mathematicians, we will be covering:

Year 1

Number Place Value (within 10)

- Count to ten, forwards and backwards, beginning with 0 or 1, or from any given number.
- Count, read and write numbers to 10 in numerals and words.
- Identify and represent numbers using objects and pictorial representations including the number line, and use the language of: equal to, more than, less than (fewer), most, least.

Addition and subtraction (within 10)

- Represent and use number bonds and related subtraction facts within 10.
- Read, write and interpret mathematical statements involving addition (+), subtraction (-) and equals (=) signs.
- Add and subtract one - digit numbers to 10, including zero.
- Solve one step problems that involve addition and subtraction, using concrete objects and pictorial representations and missing number problems.

Maths Vocabulary

One, two, three, four, five, six, seven, eight, nine, ten, sort, group, label, represent, count, representation, characteristic, objects, items, type, colour, size.

Numbers 1- 10, ones, tens, digit, addition, add, more, make, sum, total, altogether, first, then, now, subtract, equals, take away, bonds, part-whole, number frames, number line, ten frames, counters, part, whole.



Maths- Year 2

As Mathematicians, we will be covering:

Number Place Value:

-Read and write numbers to at least 100 in numerals and in words.

-Recognise the place value of each digit in a two digit number (tens, ones)

Identify, represent and estimate numbers using different representations including the number line.

Addition and Subtraction:

-Represent and use number bonds and related subtraction facts within 10.

Read, write and interpret mathematical statements involving addition (+), subtraction (-) and equals (=) signs.

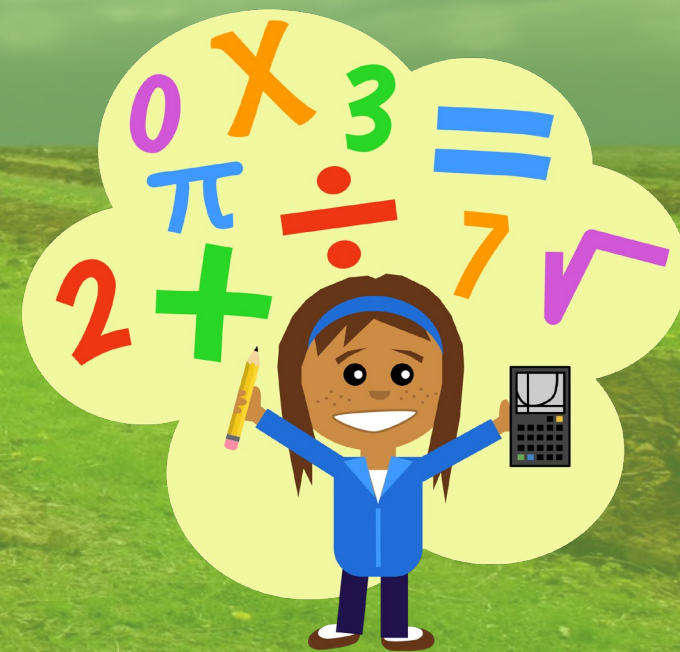
Add and subtract one digit numbers to 10, including zero.

Solve one step problems that involve addition and subtraction, using concrete objects and pictorial representations and missing number problems.

Maths Vocabulary

Numbers 1-100, count, representation, objects, items, part-whole diagram, larger, smaller, biggest, smallest, numerals, groups, tens, ones, partition, addition, calculate, number frame, order.

Numbers 1- 10, ones, tens, digit, addition, add, more, make, sum, total, altogether, first, then, now, subtract, equals, take away, bonds, part-whole, number frames, number line, ten frames, counters, part, whole.



Science

Growth and Survival

As Scientists, we will:

- Find out about the offspring of a variety of different animals.
- Find out about the different ways animals reproduce (eggs, live young)
- Explore how humans grow as they get older.
 - To find out what animals (including humans) need to survive.
- To explore the environment as a factor to the survival of animals including humans.
- Find out how to eat a healthy diet.
 - Find out why exercise is important to keep our bodies healthy.

ANIMALS & THEIR BABIES



Dog Puppy



Chicken Chick



Cat Kitten



Sheep Lamb



Cow Calf



Deer Fawn



Horse Foal



Tiger Tiger cub



Pig Piglet



Kangaroo Joey



Lion Lion cub



Duck Duckling



Scientific Vocabulary

Animals
Human
Offspring
Young
Birth
Lay
Reproduce
Survive
Environment
Healthy
Carbohydrates
Sugar
Starch
Protein
Dairy
Fat
Vegetables
Exercise
Heart

Geography At the Farm

As Geography we will:

- Explore what farms are and why they are important.
- Explore the features of a farm.
- Use a map and symbols to navigate around a farm.
- Explore how the seasons affect life on a farm.
- Explore the difference between life on a farm and life in a town.



Geography Vocabulary:


- Farm
- Town
- Arable
- Agriculture
- Crops
- Fields
- Harvest
- Livestock
- Landscape
- Land use
- Seasons
- Map
- Navigation
- North
- East
- South
- West
- Countryside

RE

Leaders and Teachers

We will:

- Find out about leaders in school and what they do.
- Understand the challenges of being a leader and why leaders are important.
 - Find out about religious leaders and their special books.
- Understand the importance of global religious leaders.
 - Learnt he names, clothing, places of worship, holy books and duty's of local religious leaders.



Religious Vocabulary


Leaders
Teachers
Worship
Global
Religious
Responsibilities
Holy book

ART

Yayoi Kusama

As Artists we will:

- Learn about Yayoi Kusama
- Experiment with different techniques to create polka dots.
- Recreate a piece of artwork using collage.
- Create a 3d form of clay.
- Use paint to recreate a painting in the style of Kusama's pumpkins.



Art Vocabulary

Artist

Sculpt

Polka dots

Painting

Drawing

Collage

Clay

Model

Techniques


Experiment

Music

Tony Chesnut

As Musicians we will:

- Learn the melody and add actions on the beat
- Improvising phrasing and tuning.
- Make a video recording of us singing.
- Play a songs melody on a tuned percussion instrument.
- Improvise rhythms along to a backing track.
- Compose call and response music.



Music Vocabulary

Duration

Rhythm

Beat

Dynamics

Pitch

Timbre

Structure



Computing

Online Safety

- To log in to a computer successfully (username and password)
- To use a computer to search and share.
 - To learn about Emails
 - To learn about our digital footprints.

- **Computing Vocabulary**

Computer
Attachment

Filter

Private information

Search

Internet

Digital footprint

PE

Indoor - Health and Wellbeing A,B,C

Outdoor – Locomotion
Running and Jumping

PE Vocabulary

Health

Run

Jump

Sprint

Wellbeing



Personal Development

Rights and Responsibilities

We will Learn to:

- Get on with others
- Regulate myself when I feel like erupting.
 - Feel safe
 - Play online games safely
- Understand the importance of saving money.
- Look after our environment.

PD Vocabulary

Communication, share, talk, fair, fairness, kindness, responsibility, emotions.



Additional Information

P.E Days

Cropredy – Monday/
Wednesday

Hanwell – Monday/
Wednesday

Wroxton – Monday/
Wednesday

Your child's P.E kit needs to be in school on a Monday and will be sent home every Friday.

Reading

It is expected that children read regularly at home in order to continue making progress and to consolidate phonics sounds as well as building on comprehension skills. Please record your child's reading in the reading journal and the expectation is that reading journals are in school every day. Reading journals will be kept in school each Monday to allow us to give feedback.



Home Learning

Home learning tasks are sent out weekly via Parent Hub on Fridays. Please complete work set, in homework books to be returned by the following Wednesday.

Please can all children have wetsuits/waterproofs and wellies in school for each term.

Forest School

This term Hanwell class will take part in Forest school on Mondays.



Useful Links

<https://www.youtube.com/user/ArtforKidsHub>

<https://www.bbc.co.uk/bitesize/subjects/zkqmhyc/year/z7s22sg>

[BBC iPlayer - Go Jettors](#)

[Story Time - Stories for kids - CBeebies – BBC](#)

[Phonics Play – Resources](#)

[KS1 English - England - BBC Bitesize](#)

[Primary School | The Grange CP School | England](#)

[KS1 Science - BBC Teach](#)

[Purple Mash by 2Simple](#)

[School login – MyMaths](#)

[Times Tables Rock Stars – Times Tables Rock Stars \(trockstars.com\)](#)

[Super Movers - BBC Teach](#)

[Games for kids and early years activities - CBeebies - BBC](#)